

INSTALLATION INSTRUCTIONS FOR SYMCOM'S MOTORSAVER® MODEL T-10

**BE SURE POWER IS DISCONNECTED PRIOR TO INSTALLATION!!
FOLLOW NATIONAL, STATE AND LOCAL CODES!**

CONNECTIONS

1. Mount the MotorSaver® in a convenient location in or near the motor control panel. If the location is wet or dusty, then the MotorSaver® should be mounted in a NEMA 4 or 12 enclosure.
2. Connect one side of the normally open contact of a pressure switch, limit switch, float switch or other isolated contact to one side of the power source (L1). Connect the other side of the normally open switch to the "L1" terminal on the top of the Model T-10. See Figure No. 1.
3. Connect the "L2" terminal on the top of the T-10 to the other side of the power source (L2). See Figure No. 1.
4. Connect the normally open output contact on the bottom of the T-10 in series with the load for on-delay timing by connecting the middle terminal to one side of the load power (L1) and the right most terminal to one of the load's input terminals. See Figure No. 1.
5. Set the timer to the desired on-delay time.

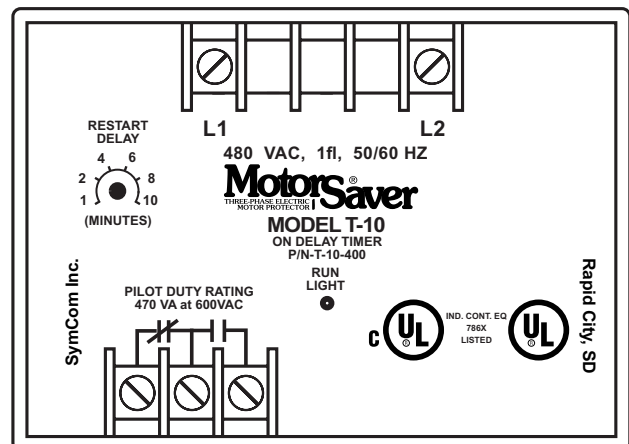
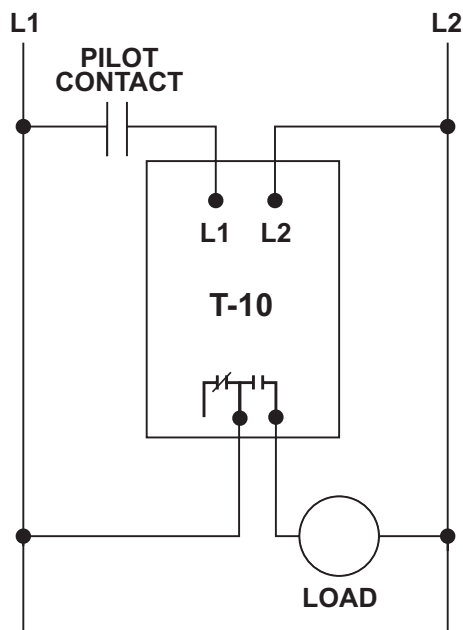


FIGURE NO. 1: Wiring Diagram and Faceplate for the Model T-10.

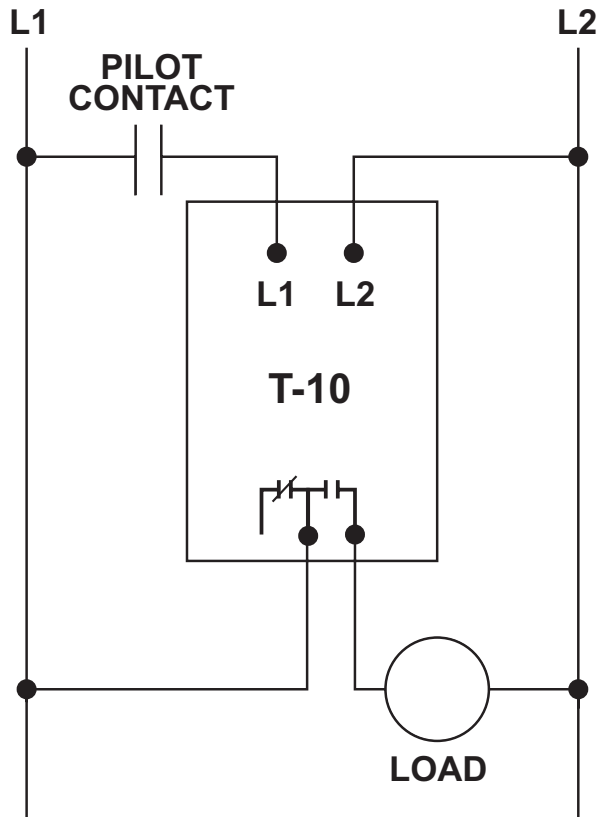
OPERATION

When sufficient voltage is applied to the input terminals of the Model T-10, the "RUN LIGHT" will alternately blink between red and green and the timing cycle will start. When the timing cycle is complete, the "RUN LIGHT" will be solid green and the normally open output contacts will close.

**CONGRATULATIONS, YOU HAVE JUST INSTALLED A HIGHLY RELIABLE
TIMING DEVICE MADE BY SYMCOM, INC. IN THE U.S.A.!!!!**

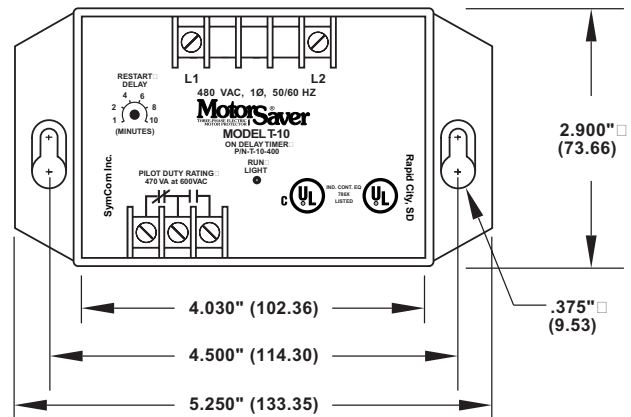
SPECIFICATIONS	MODEL T-10
Line Voltage (specify range)	115, 230, 460 or 600V
Frequency	50-60 Hz
Timing Range	6 Seconds to 10 Minutes
Option	.5 - 12 Seconds
Repeat Accuracy	
Fixed Conditions	±1%
Output Contact Rating (Pilot Duty)	480 VA @ 240 VAC (115 and 230V units)
SPDT	470 VA @ 600 VAC (460 and 600V units)
Power Consumption	5 Watts (Max.)

TYPICAL WIRING DIAGRAM

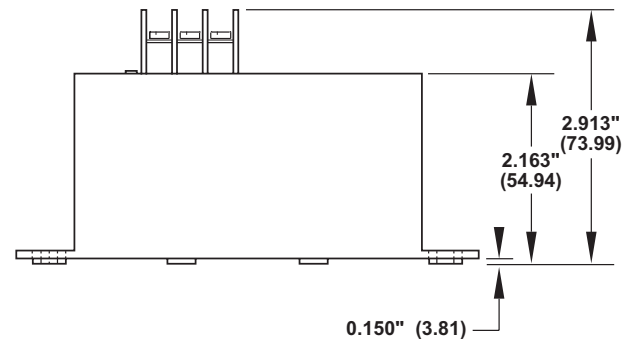


DIMENSIONS

TOP VIEW



SIDE VIEW



Visit our website at www.symcominc.com for our complete catalog and new product listings!

SymCom warrants its microcontroller based products against defects in material or workmanship for a period of five (5) years from the date of manufacture. All other products manufactured by SymCom shall be warranted against defects in material and workmanship for a period of two (2) years from the date of manufacture. For complete information on warranty, liability, terms, returns, and cancellations, please refer to the SymCom Terms and Conditions of Sale document.

Motorsaver
THREE-PHASE ELECTRIC
MOTOR PROTECTOR